















LEGENDA:

-  copertura scuola materna esistente
-  copertura ampliamento
-  edifici circostanti esistenti
-  ghiaietto
-  vardo
-  aree pavimentate
-  aree pavimentate
-  recinzione in muretto in c.a. (h=cm 30) e rete plastificata (h=cm 120)
-  percorsi esterni disabili

LEGENDA

-  1
-  2
-  3
-  4
-  5

38 GIARDINO LATO SEZIONI

